

NATURAL MINERAL PLASTER



Application Recommendations

Application Areas

- All interior and exterior of buildings, concrete, chipboard, fiberboard, gypsum board and an all surfaces.

Equipment



Fillers



Gypsum Undercoat



Acrylic Putty



Exterior Undercoat



Gold .Naturel Mineral Plaster

Equipment



Scraper



Gypsum trowel



Puttyshovel



Spatula



Trowel



Dust Cloth



Brush



Mixer



Adjustable Stick



Paint Bucket




Puttyshovel

Surface Preparation



Mortar



Concrete



Cement Board



Gypsum Panels



Old Plastic Paint



Plaster Board

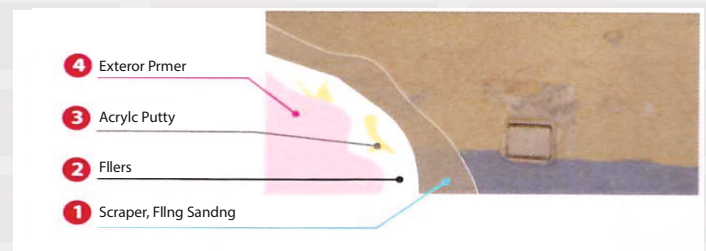


Glasstextile




Wallpaper

- Surfaces should be dry and moisture.
- The material is mixed in separate bucket is provided for fluidizing before application.
- It is recommended to be mixed with the mixer apparatus.
- Applications done downwards facade to upper. Materials and glaze applied with a steel trowel. It used in light colors and white undercoat.
- Old paint is etched from facade, should be used undercoat.
- Relative isolation of the area to be treated with water and landscaping measures are required to be done in advance.



Application



During application and during the subsequent 24 hours at the ambient temperature of the surface should be +5 ° C.



Before application Natural Mineral Stone Plaster should be mixed.



Natural Mineral Stone Plaster thinned with clean water 10% and application for two layer by brush, roller or spray.



Should be waited minimum 6 hours between layers.

After Application

Application tools should be washed with water after use immediately.

NATURAL MINERAL PLASTER



Exterior

Interior

Water

Product Code: 200

Product Description

- It is water based, breathable moisture on the inside with the ability to throw to the outside mineral plaster. Not affected water, natural colored marble comprising particles. Liquid that can be used in interior and exterior mosaic is

Application Areas

- All interior and exterior of buildings, concrete, chipboard, fiberboard, gypsum board and an all surfaces.

Advantages

- High water vapor permeability and water vapor thrown away without wetting allows the building to breathe.
- Not affected severe weather conditions like rain, snow, humidity and extreme cold or hot.
- It has superior cover power.
- Is resistant to alkaline.
- Does not harm health of environment and not smell because solvent free and diluted with water.



Matt



Puttyshovel

Technical specifications:

Structure

- Acrylic emulsion based, water based

Diluting

- Water

Appearance on the packing

- Dark, Stable, Jelly

Dry Appearance

- matt, pastel, rough

Color

- In stock white. Custom manufacturing for any orders.

Water Vapor permeability

- SD (m) (TS EN ISO 7783-2): Approximately: 100

Drying Time

- (between +5 +35 °C) complete drying time is 24 hours. Ossification time is one week. Lower temperature or high relative humidity lengthens the drying time.

Coverage

- Depending on the surface smoothness, absorbency and micron thickness approximately
1-1,5 mm: 0,40 m²/lt. 0,7-1,1mm: 0,70 m²/lt. 0,5-0,7 mm: 1,1 m²/lt.

Shelf Life

- In package and in 5-35 °C 2 years

Packing

- 25 kg plastic bucket.

Safety Recommendations

- S2: Keep out the reach of children. S24/25: Avoid contact with eyes and skin. S26: In case of contact with eyes immediately wash with water and contact with a doctor. S28: In case of contact with skin immediately wash with water. S29: Do not discharge into drains or water courses. S46: If swallowed, seek medical advice immediately and show the container or label. Mix before using. Close the cover after using. Protect from frost and direct sunlight.

